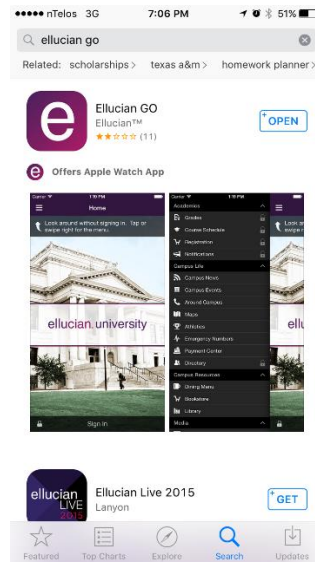
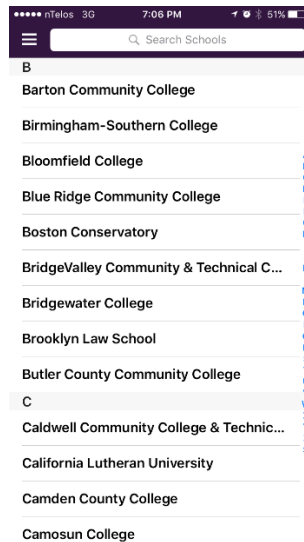



1. Go to your mobile app store and download the Elucian Go application.



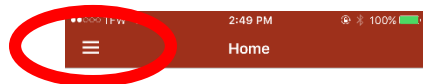
2. Once downloaded, open the application. The first screen you see will list several different colleges for you to choose from. The colleges are listed alphabetically. Scroll through until you locate BridgeValley Community & Technical College.



- Once you have located and clicked on BridgeValley you will be taken to a home screen. At the bottom of the home screen is where you will click to sign in. The login information is the same as your MyBridge account. B# with a capital B and whatever your password is.



- Once you are signed in you can either tap the three lines on the top left of the app or swipe right to pull up the school/application menu.



5. At the menu you can go anywhere just like on your MyBridge account. You can register, look at grades, check your holds, get academic calendar information, etc.

