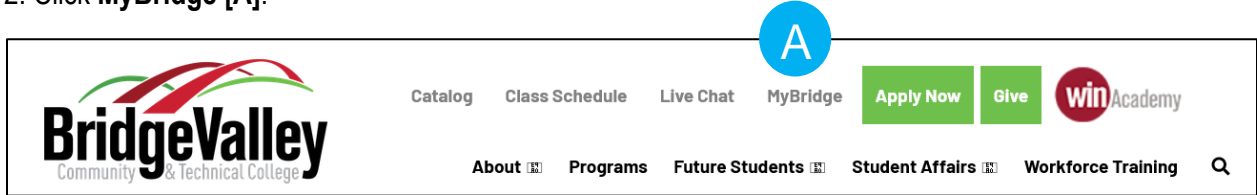


# Accessing Brainfuse

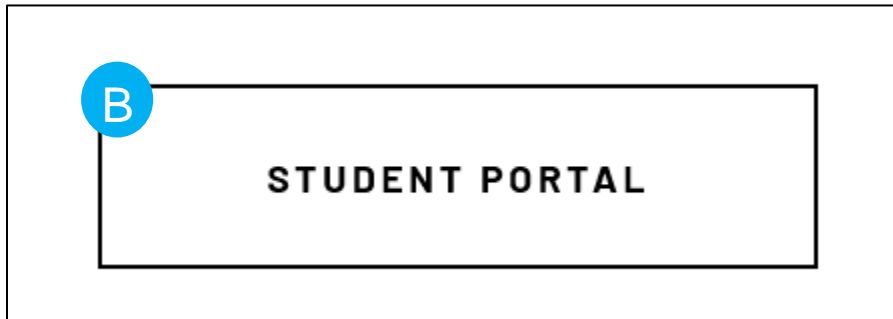
Follow the steps below to access Brainfuse Online Tutoring.

1. Go to BridgeValley's homepage ([www.bridgevalley.edu](http://www.bridgevalley.edu)).


2. Click **MyBridge** [A].



3. Click the **Student Portal** button [B].



4. Click the **D2L Brightspace** button [C].



5. Once logged in, click **Brainfuse Online Tutoring** on the red navigation bar [D].



6. This should be the screen you see once you are in Brainfuse [E].

The screenshot shows the Brainfuse website interface. At the top, there is a navigation bar with 'Home', 'Expert Help', 'Academic Tools', and 'Adult Learners'. A status bar indicates 'Tutors are available now'. Below this is a search bar with the placeholder text 'What subject or class can we help you with? Try 'Algebra'...' and a 'SEARCH' button. The main content area is divided into two columns. The left column features a 'Live Help' section (callout 1) with a dropdown for 'Select Topic', a dropdown for 'Select Subject', buttons for 'Check Tutor Availability' and 'Preferences', and a 'Connect' button. Below this is a link: 'Don't want a live session? Send a question'. The right column features a 'Writing Lab' section (callout 2) with a button 'Click here to send your paper to our writing experts.' and a 'Submit Paper' button. Below the search bar is a section titled 'ACADEMIC TOOLS' containing nine numbered callouts (3-9) pointing to various tool cards: 3. SkillSurfer: 'Live skills building and a library of lessons, videos, tests and more'. 4. LEAP Learning Platform: 'Diagnostic test center with customized study plans, lessons, and live tutoring'. 5. FlashBulb™: 'Create and share flashcards, tests, and games'. 6. eParachute: 'Discover the college majors and careers that match your skills and interests.'. 7. Language Lab: 'Live help for language learners'. 8. MEET™: 'Schedule sessions with friends in our private virtual study room'. 9. Brainwave™: 'Create and share movie-like notes and ideas'.

- In Brainfuse, you have various tutoring services available to you.
  - a. Live Help [1]: This service provides tutoring in real-time on subjects varying from Business to Science.

- b. Writing Lab [2]: This service provides feedback on writing assignments. Feedback will take up to 24 hours to receive.
- c. Skill Surfer [3]: This service provides lessons, videos, tests and more on skill building.
- d. LEAP Learning Platform [4]: This service provides a test center with customized study plans, lessons, and live tutoring.
- e. FlashBulb [5]: This service allows you to create and share flashcards, tests, and games. Some flashcard sets are already created and shared on there for use.
- f. eParachute [6]: With this service, you can discover the college majors and careers that match your skills and interests.
- g. Language Lab [7]: This service provides live help for those who want to learn other languages.
- h. MEET [8]: This service allows you to create and schedule sessions with your friends in a private virtual study room.
- i. Brainwave [9]: This service allows you to create and share movie-like notes and ideas. Notes and ideas that have been shared can be found in the Brainwave Library.